

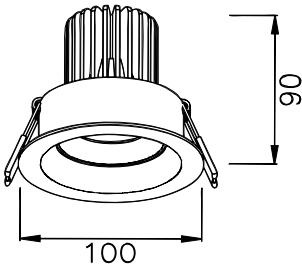
- 316L# SS housing
- 3mm toughened glass diffuser
- Cut out : $\Phi 90-95\text{mm}$
- CE/SAA/IP20/IP65
- CREE/Bridgelux COB: 3000K/4000K/6000K/CRI $\geq 80/90$
- Beam Angle: 12°/24°/36°/60°
- Input: 220-240Vac/WT:-20~+50° C
- Warranty: 3/5 years

- **CODE - IP20** **COLOR**
DLRADJSSM10131320 MIRRORED
DLRADJSSB10131320 BRUSHED

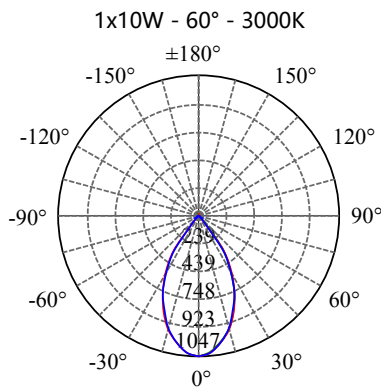
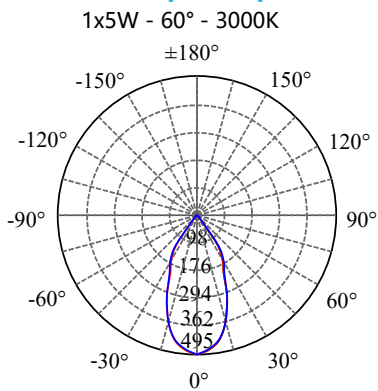
POWER: 1x5/10/15W

- **CODE - IP65** **COLOR**
DLRADJSSM10131365 MIRRORED
DLRADJSSB10131365 BRUSHED

POWER: 1x5/10/15W



• **PHOTOMETRIC [Unit:: cd]**



• **PERFORMANCE**

- 1x5W - 36V - 150mA - 578lm
- 1x10W - 36V - 250mA - 1178lm
- 1x15W - 36V - 350mA - 1725lm